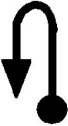
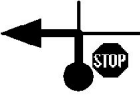
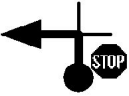

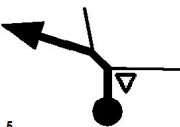


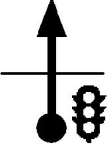

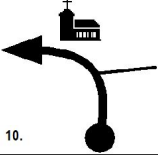

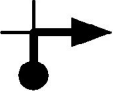
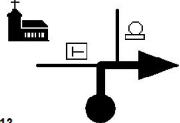


km Tot/Inter	ILLUSTRATION	INSTRUCTION
0,00 0,00	1. 	START SS10 (RT 6) turn back
0,24 0,24	2. 	
0,22 0,46	3. 	
1,63 2,09	4. 	
2,62 4,71	5. 	
2,37 7,08	6. 	SLOW IN VILLAGE
0,55 7,63	7. 	and follow main road
2,50 10,13	8. 	

km Tot/Inter	ILLUSTRATION	INSTRUCTION
<p>1,53</p> <p>11,66</p>	<p>9.</p> 	<p>SLOW IN VILLAGE</p>
<p>0,56</p> <p>12,22</p>	<p>10.</p> 	
<p>1,45</p> <p>13,67</p>	<p>11.</p> 	
<p>5,35</p> <p>19,02</p>	<p>12.</p> 	
<p>0,76</p> <p>19,78</p>	<p>13.</p> 	<p>GO TO ROADBOOK PAGE 18 - BOX 6</p>
<p>[Redacted]</p>		
<p>[Redacted]</p>		
<p>[Redacted]</p>		